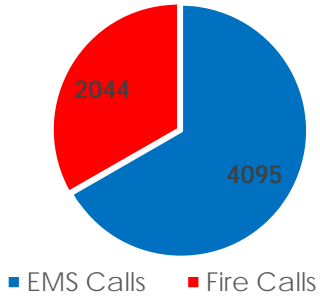


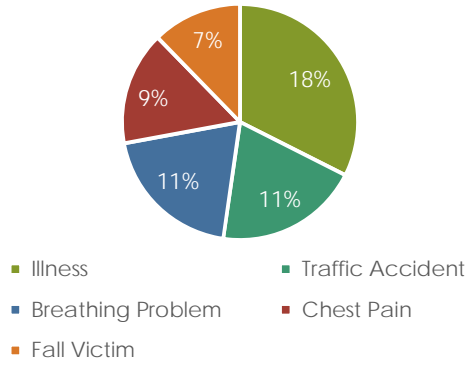
2015 Yearly Report

Caroline County Dept. of Fire - Rescue and Emergency Management

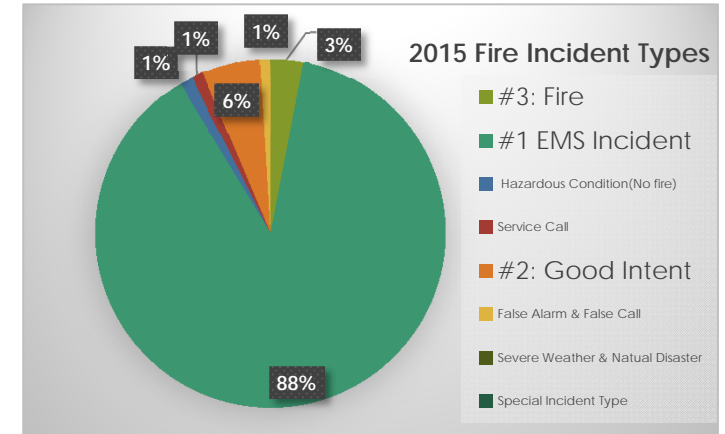
2015 Incidents



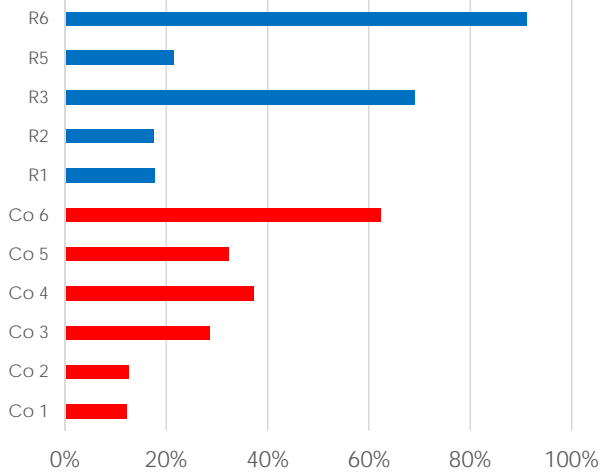
Top 5 EMS Call Types for 2015



2015 Fire Incident Types



2015 % of Non-Responses



Caroline Fire - Rescue 2015

EMS Response Times

Average response time all calls:	11:31sec
90% percentage response time:	20:00sec
55 cardiac arrests 10 ROSC	
22 STEMI-Heart attacks (Amb. to Cath Lab)	

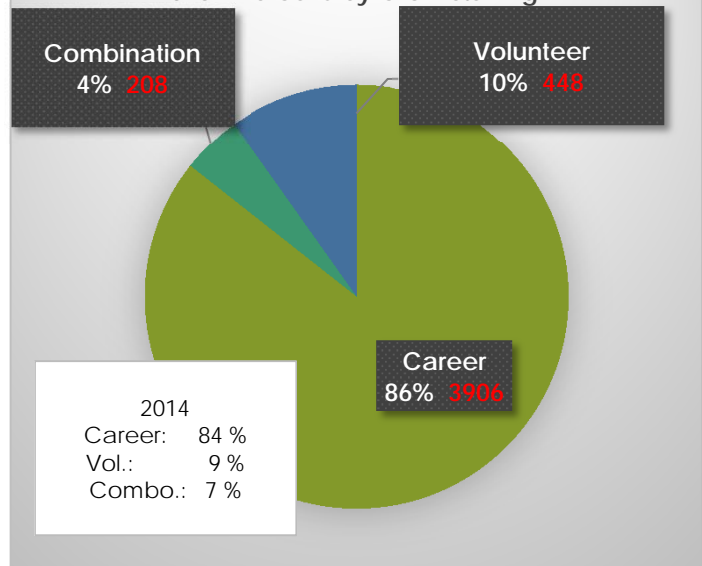
Top Three Hospital Destinations

Spotsylvania Regional	50%, 1282
Mary Washington	22%, 553
Memorial Regional	19%, 470

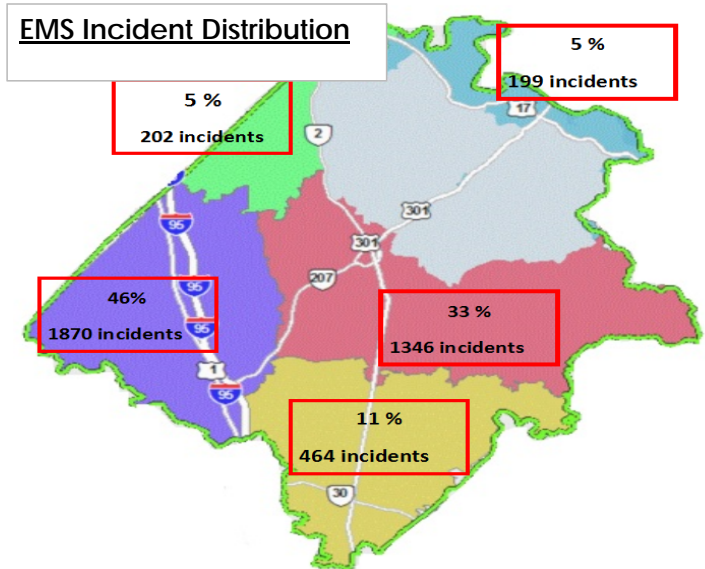
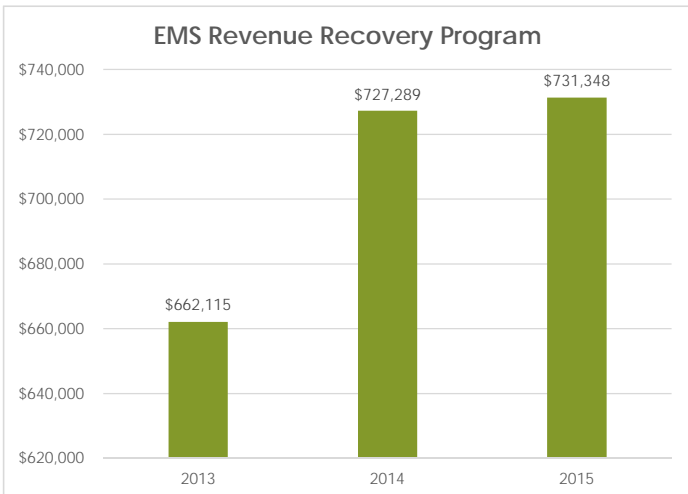
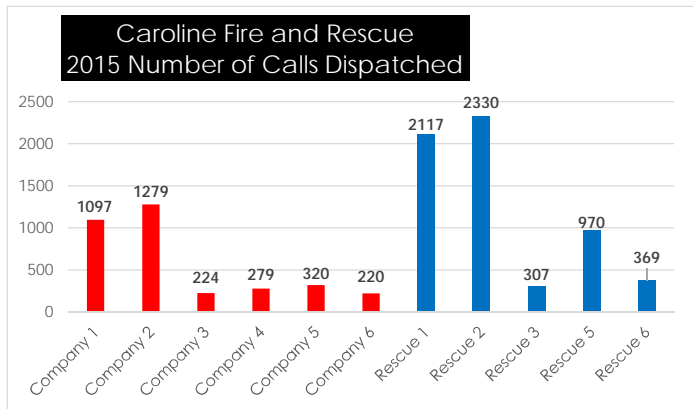
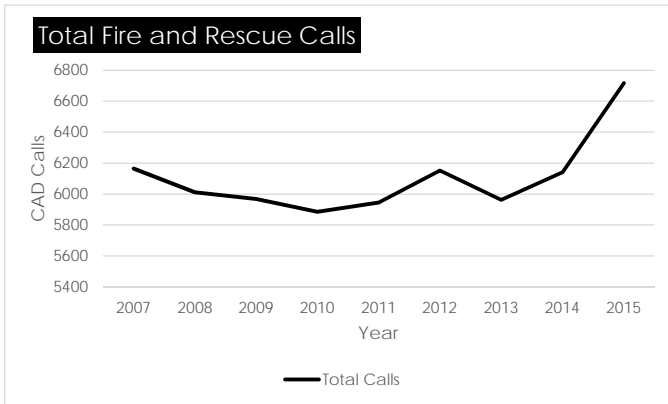
Fire Response Times

Average response time all calls:	11:07sec
90% percentage response time:	22:00sec
Loss from structure related fires:	\$859,800
Fire deaths	0

Caroline Fire - Rescue
2015 EMS Calls by Crew Staffing



Caroline County Dept. of Fire - Rescue and Emergency Management



Volunteer Membership / Training Standard Compliance										2015	2014
Status	Company 1	Company 2	Company 3	Company 4	Company 5	Company 6	Rescue 1	Rescue 2	CCFR	TOTAL	TOTAL
NEW members	6	12	0	5	9	2	6	5	9	54	31
Operational Volunteers	44	40	22	24	25	14	18	38	11	236	213
(ACTIVE) Vols 24hr/month	2	18	11	13	11	2	3	9	1	70	55
NOT Meeting Training Standard	4	0	6	1	1	5	5	6	0	28	36
Still in 2 year Window	5	16	4	5	7	1	8	8	7	61	63
Meeting Training Standard	35	24	12	18	17	8	5	24	11	154	114
Percent Meeting Training Standard	80%	60%	55%	75%	68%	57%	28%	63%	100%	65%	54%